

NEUROLOGY PORTFOLIO



Ambu® Neurology Catalogue

Ambu

CONTENTS

- 04** Ambu Neurology Portfolio
- 06** EEG / EP / PSG
- 08** EMG / NCS - Concentric
- 10** EMG / NCS - Monopolar
- 12** Guided Injections
- 14** IOM - Intraoperative Monitoring
- 16** Product and Application Overview
- 18** Environmental Responsibility



DISCOVER THE BENEFITS OF THE AMBU NEUROLOGY PORTFOLIO

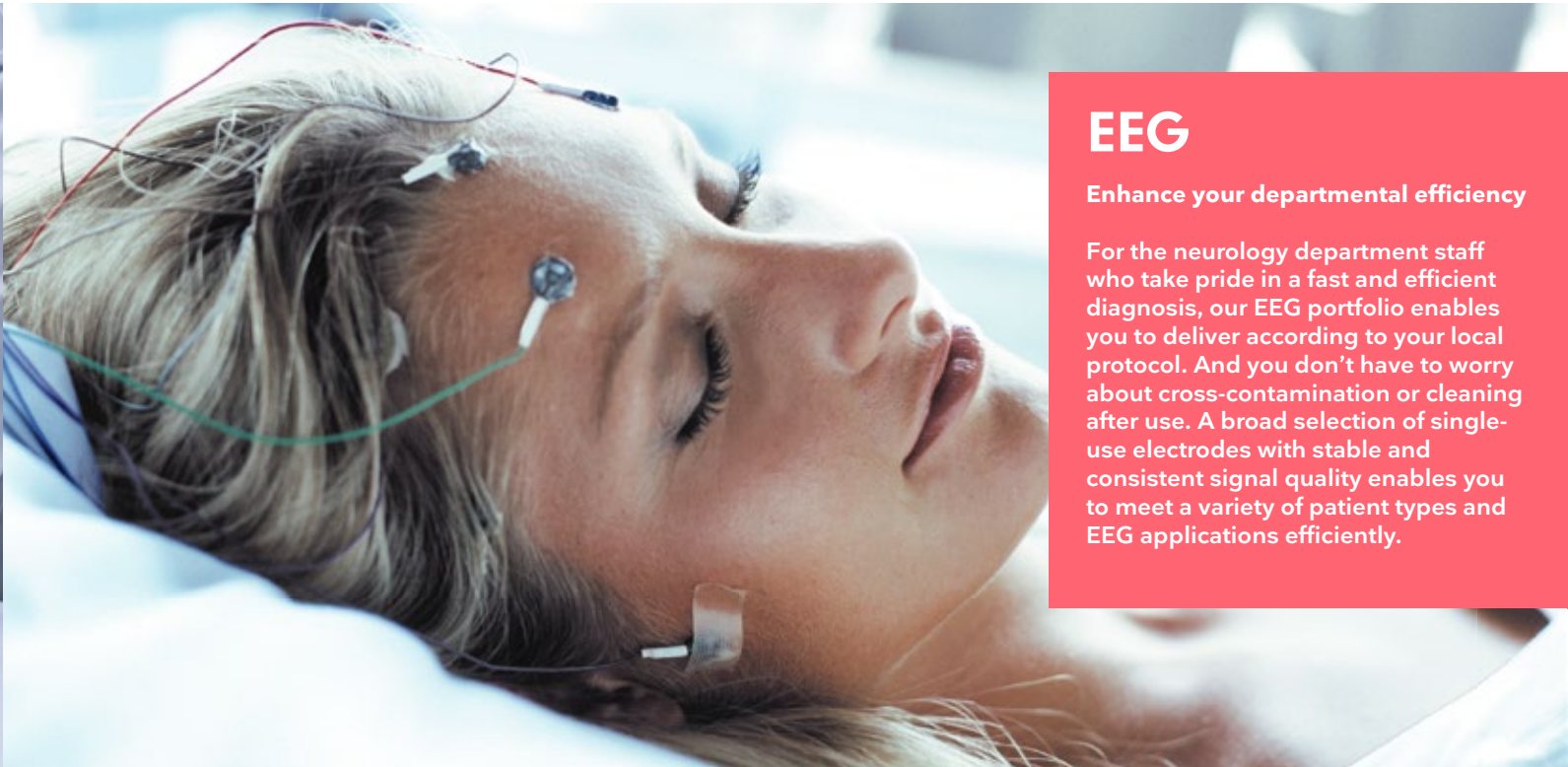
Explore the details, features and advantages of a wide range of quality single-use patient monitoring and diagnostics products for diverse procedures and patient types.



EMG

The right balance of efficiency and patient comfort

For the busy neurology clinic that treats people of all ages, our EMG portfolio helps you work efficiently without compromising on patient needs. A wide array of needles and surface electrode types and sizes ensures that you have the tools you prefer for the best possible examination. A choice of EMG needles designed for patient comfort enables you to work fast and accurately.



EEG

Enhance your departmental efficiency

For the neurology department staff who take pride in a fast and efficient diagnosis, our EEG portfolio enables you to deliver according to your local protocol. And you don't have to worry about cross-contamination or cleaning after use. A broad selection of single-use electrodes with stable and consistent signal quality enables you to meet a variety of patient types and EEG applications efficiently.



IOM

Professional support in the operating room

For neurologists who expect nothing to get in the way of important clinical decisions, our IOM portfolio provides a range of products designed to meet the specifics of the neurophysiological applications in the operating room.

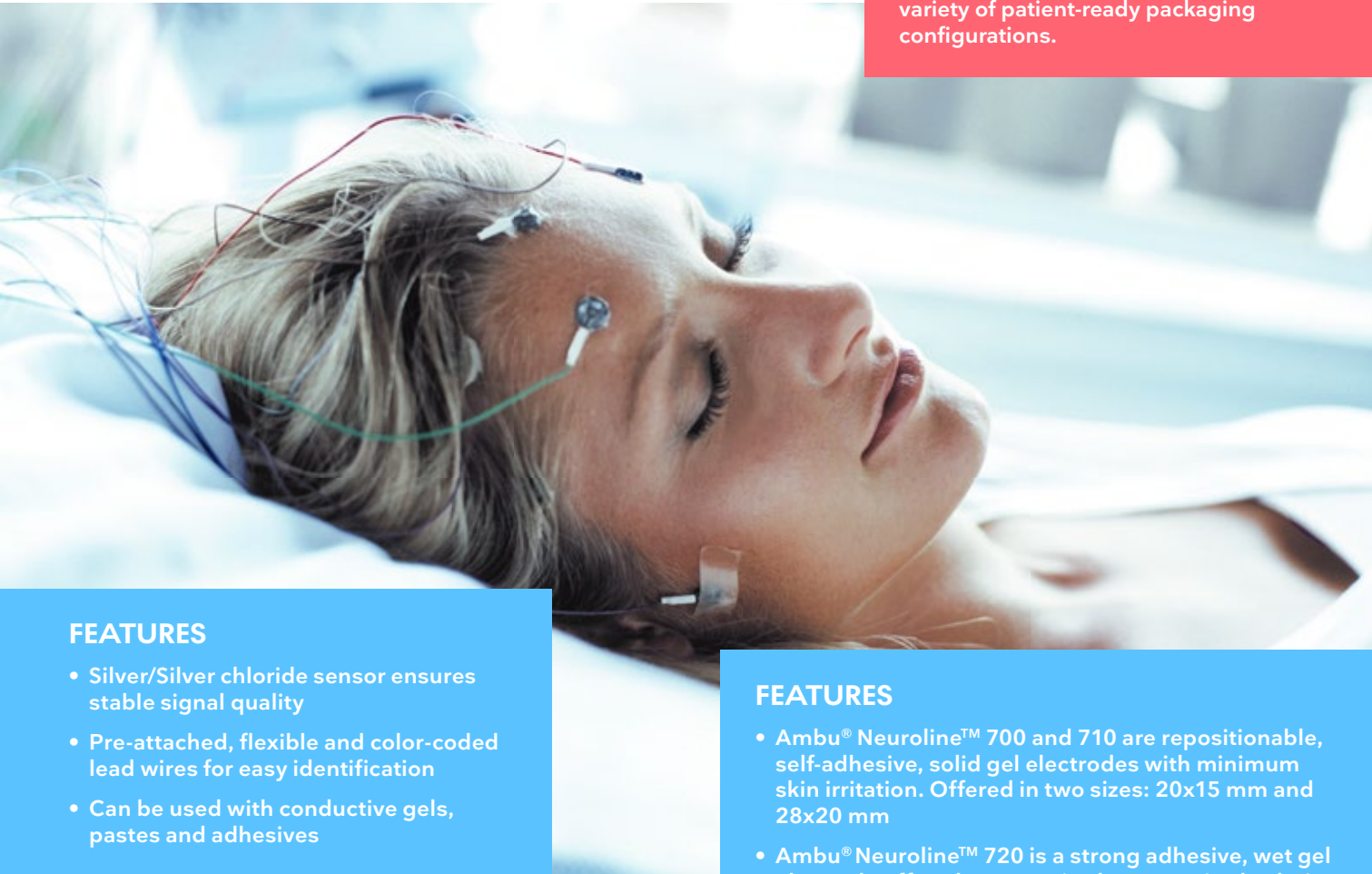


GUIDED INJECTIONS

Reliable for neurologists and patients alike

For the neurologist who views patient comfort as a must, our guided injection needles are developed to help make your workday smooth, while providing a positive experience for your patient. The right balance of sharpness, rigidity and flexibility contributes to both efficiency and patient welfare.

EEG / EP / PSG



FEATURES

- Silver/Silver chloride sensor ensures stable signal quality
- Pre-attached, flexible and color-coded lead wires for easy identification
- Can be used with conductive gels, pastes and adhesives

FEATURES

- Ambu® Neuroline™ 700 and 710 are repositionable, self-adhesive, solid gel electrodes with minimum skin irritation. Offered in two sizes: 20x15 mm and 28x20 mm
- Ambu® Neuroline™ 720 is a strong adhesive, wet gel electrode offered as as a wired or non-wired solution

| Ambu® Neuroline™ Cup | Item no. | Lead wire length | | Color configuration | Pcs/pouch | Pcs/box* |
|----------------------|------------|------------------|------|---------------------------|-----------|----------|
| | | cm | inch | | | |
| | 72610-M/10 | 100 | 40 | | 10 | 460 |
| | 72615-M/10 | 150 | 60 | ① 1 1 1 1 1 1 1 1 1 1 | 10 | 460 |
| | 72620-M/10 | 200 | 80 | | 10 | 460 |
| | 72610-M/15 | 100 | 40 | | 15 | 450 |
| | 72615-M/15 | 150 | 60 | ② 1 1 1 1 1 1 1 1 1 1 2 2 | 15 | 450 |
| | 72620-M/15 | 200 | 80 | | 15 | 450 |
| | 72610-M/23 | 100 | 40 | | 23 | 460 |
| | 72615-M/23 | 150 | 60 | ② 2 2 2 2 2 2 2 2 2 2 1 2 | 23 | 460 |
| | 72620-M/23 | 200 | 80 | | 23 | 460 |
| | 72610-M/25 | 100 | 40 | | 25 | 500 |
| | 72615-M/25 | 150 | 60 | ② 2 2 2 2 2 2 2 2 2 2 2 3 | 25 | 500 |
| | 72620-M/25 | 200 | 80 | | 25 | 500 |
| | 72610-M/27 | 100 | 40 | | 27 | 540 |
| | 72615-M/27 | 150 | 60 | ③ 2 2 2 2 2 2 2 2 2 2 3 3 | 27 | 540 |
| | 72620-M/27 | 200 | 80 | | 27 | 540 |

72610-M/10

- Product
- Wire length
- Connector
- Electrodes in pouch

Ambu® Neuroline™ Cup electrode is single-patient use to minimize the risk of bacterial cross-contamination and to enhance departmental efficiency.

The cup electrodes are available in a variety of patient-ready packaging configurations.

| Ambu® Neuroline™ 700 | Item no. | Lead wire length | | Color configuration | Pcs/box* |
|----------------------|--------------|------------------|------|---------------------|----------|
| | | cm | inch | | |
| | 70001-K/12 | 10 | 4 | ○ | 240 |
| | 70001-SC/12 | 10 | 4 | ○ | 240 |
| | 70002-K/12 | 20 | 8 | ○ | 240 |
| | 70002-SC/12 | 20 | 8 | ○ | 240 |
| | 70005-K/12 | 40 | 20 | ○ | 240 |
| | 70010-J/12 | 100 | 40 | ○ | 120 |
| | 70010-K/12 | 100 | 40 | ○ | 120 |
| | 70010-K/C/12 | 100 | 40 | ● ● ● ○ | 120 |
| | 70015-K/12 | 150 | 60 | ○ | 120 |
| | 70015-K/C/12 | 150 | 60 | ● ● ● ○ | 120 |
| | 70020-K/C/4 | 200 | 80 | ● ● ● ○ | 480 |
| | 70002-M/12 | 20 | 8 | ○ | 240 |
| | 70010-M/12 | 100 | 40 | ○ | 120 |
| | 70010-M/C/12 | 100 | 40 | ○ | 120 |
| | 70015-M/12 | 150 | 60 | ○ | 120 |
| | 70015-M/C/12 | 150 | 60 | ● ● ● ○ | 120 |
| | 70020-M/C/4 | 200 | 80 | ● ● ● ○ | 480 |

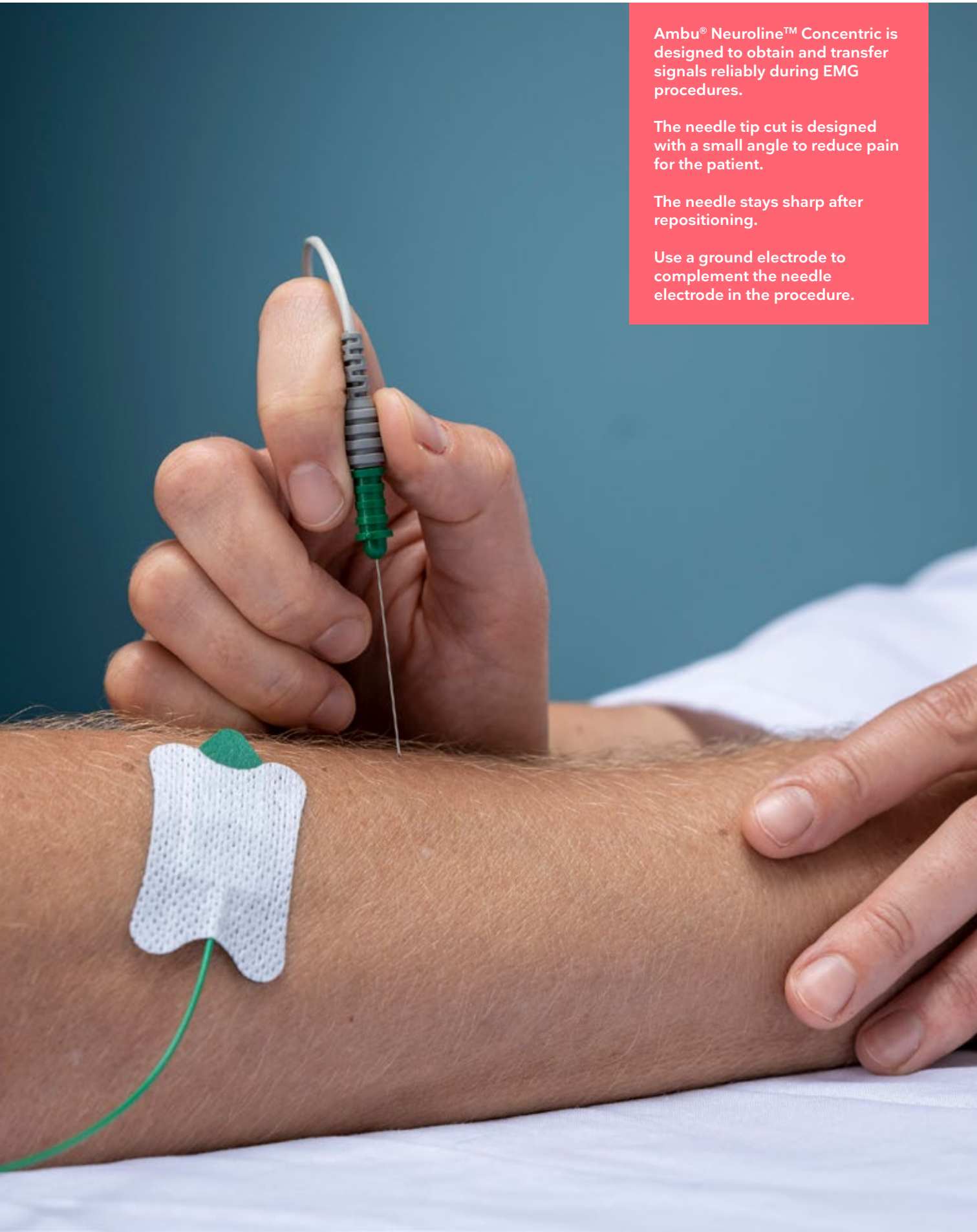
| Ambu® Neuroline™ 710 | Item no. | Lead wire length | | Color configuration | Pcs/box* |
|----------------------|--------------|------------------|------|---------------------|----------|
| | | cm | inch | | |
| | 71001-SC/12 | 10 | 4 | ○ | 240 |
| | 71002-SC/12 | 20 | 8 | ○ | 240 |
| | 71005-K/12 | 50 | 20 | ○ | 240 |
| | 71005-K/C/12 | 50 | 20 | ● ● ● | 240 |
| | 71010-J/12 | 100 | 40 | ○ | 120 |
| | 71010-K/12 | 100 | 40 | ○ | 120 |
| | 71015-K/12 | 150 | 60 | ○ | 120 |
| | 71015-K/C/12 | 150 | 60 | ● ● ● | 120 |

| Ambu® Neuroline™ 720 | Item no. | Lead wire length | | Color configuration | Pcs/box* |
|----------------------|--------------|------------------|------|---------------------|----------|
| | | cm | inch | | |
| | 72001-K/12 | 10 | 4 | ○ | 240 |
| | 72001-SC/12 | 10 | 4 | ○ | 240 |
| | 72010-K/10 | 100 | 40 | ○ | 420 |
| | 72010-K/C/12 | 100 | 40 | ● ● ● ○ | 480 |
| | 72010-M/C/10 | 100 | 40 | ● ● ● ● ● ● ● ● ● ● | 420 |
| | 72015-J/10 | 150 | 60 | ○ | 420 |
| | 72015-K/10 | 150 | 60 | ○ | 420 |
| | 72015-K/C/12 | 150 | 60 | ● ● ● ○ | 480 |
| | 72020-K/C/12 | 200 | 80 | ● ● ● ○ | 480 |
| | 72000-S/25 | - | - | - | 1000 |

71005-K/C/12

- Product
- Wire length
- Connector
- Color kit
- Electrodes in pouch

EMG/NCS - CONCENTRIC



Ambu® Neuroline™ Concentric is designed to obtain and transfer signals reliably during EMG procedures.

The needle tip cut is designed with a small angle to reduce pain for the patient.

The needle stays sharp after repositioning.

Use a ground electrode to complement the needle electrode in the procedure.

FEATURES

- Silver sensor for suitable impedance level
- Silicone coating reduces friction when inserting and moving the needle in the target area
- Color-coded hub with precision grip to assist the identification of needle size

| Ambu® Neuroline™ Concentric | Item no. | Length | | Diameter | | Sensor area mm² | Cable | Color |
|-----------------------------|-------------|--------|------|----------|-------|--------------------|-----------------|-------|
| | | mm | inch | mm | gauge | | | |
| | 74025-30/25 | 25 | 1 | 0.30 | 30G | 0.02 | Item: 1741/1742 | ● |
| | 74025-45/25 | 25 | 1 | 0.45 | 26G | 0.07 | Item: 1741/1742 | ● |
| | 74030-35/25 | 30 | 1.2 | 0.36 | 28G | 0.02 | Item: 1741/1742 | ● |
| | 74038-45/25 | 38 | 1.5 | 0.45 | 26G | 0.07 | Item: 1741/1742 | ● |
| | 74050-45/25 | 50 | 2 | 0.45 | 26G | 0.07 | Item: 1741/1742 | ● |
| | 74075-65/25 | 75 | 3 | 0.64 | 23G | 0.07 | Item: 1741/1742 | ● |



74025-30/25 ● Product ● Needle length ● Needle diameter ● Pcs/box*

FEATURES

- Ambu® Neuroline™ Ground is a 48x30 mm repositionable, self-adhesive solid gel electrode
- It offers a convenient release tab for removal of the electrode

| Ambu® Neuroline™ Ground (714) | Item no. | Lead wire length | | Color configuration | Pcs/box* |
|-------------------------------|-----------|------------------|------|---------------------|----------|
| | | cm | inch | | |
| | 71410-M/1 | 100 | 40 | ● | 25 |
| | 71415-M/1 | 150 | 60 | ● | 25 |
| | 71425-M/1 | 250 | 100 | ● | 25 |



71410-M/1 ● Product ● Wire length ● Connector ● Electrodes in pouch

EMG/NCS - MONOPOLAR

Ambu® Neuroline™ Monopolar features a needle tip designed to reduce the penetration force.

Use a reference electrode and a ground electrode to complement the needle in the procedure.

Ambu surface electrodes for nerve conduction study are offered in various styles and sizes to suit the specific needs of the procedure.

FEATURES

- The needle tip cut is designed to reduce the penetration force
- Silicone coating reduces friction when inserting and moving the needle in the target area
- Available with or without a pre-attached lead wire

| Ambu® Neuroline™ Monopolar | Item no. | Length | | Diameter | | Cable/Lead wire | Color |
|----------------------------|--------------|--------|------|----------|-------|-----------------|-------|
| | | mm | inch | mm | gauge | | |
| | 74225-36/40 | 25 | 1 | 0.35 | 29G | Item: 1744 | ● |
| | 74238-36/40 | 38 | 1.5 | 0.35 | 29G | Item: 1744 | ● |
| | 74238-45/40 | 38 | 1.5 | 0.45 | 26G | Item: 1744 | ● |
| | 74250-45/40 | 50 | 2 | 0.45 | 26G | Item: 1744 | ● |
| | 74275-50/40 | 75 | 3 | 0.50 | 25G | Item: 1744 | ● |
| | 74325-36/40* | 25 | 1 | 0.35 | 29G | *76 cm (30") | ● |
| | 74338-36/40* | 38 | 1.5 | 0.35 | 29G | *76 cm (30") | ● |
| | 74338-45/40* | 38 | 1.5 | 0.45 | 26G | *76 cm (30") | ● |
| | 74350-45/40* | 50 | 2 | 0.45 | 26G | *76 cm (30") | ● |
| | 74375-50/40* | 75 | 3 | 0.50 | 25G | *76 cm (30") | ● |

74225-36/40 ● Product ● Needle length ● Needle diameter ● Pcs/box**

*Pre-attached lead wire

| Ambu® Neuroline™ 700 | Item no. | Lead wire length | | Color configuration | Pcs/box* |
|----------------------|--------------|------------------|------|---------------------|----------|
| | | cm | inch | | |
| | 70001-K/12 | 10 | 4 | ○ | 240 |
| | 70001-SC/12 | 10 | 4 | ○ | 240 |
| | 70002-K/12 | 20 | 8 | ○ | 240 |
| | 70002-SC/12 | 20 | 8 | ○ | 240 |
| | 70005-K/12 | 40 | 20 | ○ | 240 |
| | 70010-J/12 | 100 | 40 | ○ | 120 |
| | 70010-K/12 | 100 | 40 | ○ | 120 |
| | 70010-K/C/12 | 100 | 40 | ●●●○ | 120 |
| | 70015-K/12 | 150 | 60 | ○ | 120 |
| | 70015-K/C/12 | 150 | 60 | ●●●○ | 120 |
| | 70020-K/C/4 | 200 | 80 | ●●●○ | 480 |
| | 70002-M/12 | 20 | 8 | ○ | 240 |
| | 70010-M/12 | 100 | 40 | ○ | 120 |
| | 70010-M/C/12 | 100 | 40 | ○ | 120 |
| | 70015-M/12 | 150 | 60 | ○ | 120 |
| | 70015-M/C/12 | 150 | 60 | ●●●○ | 120 |
| | 70020-M/C/4 | 200 | 80 | ●●●○ | 480 |

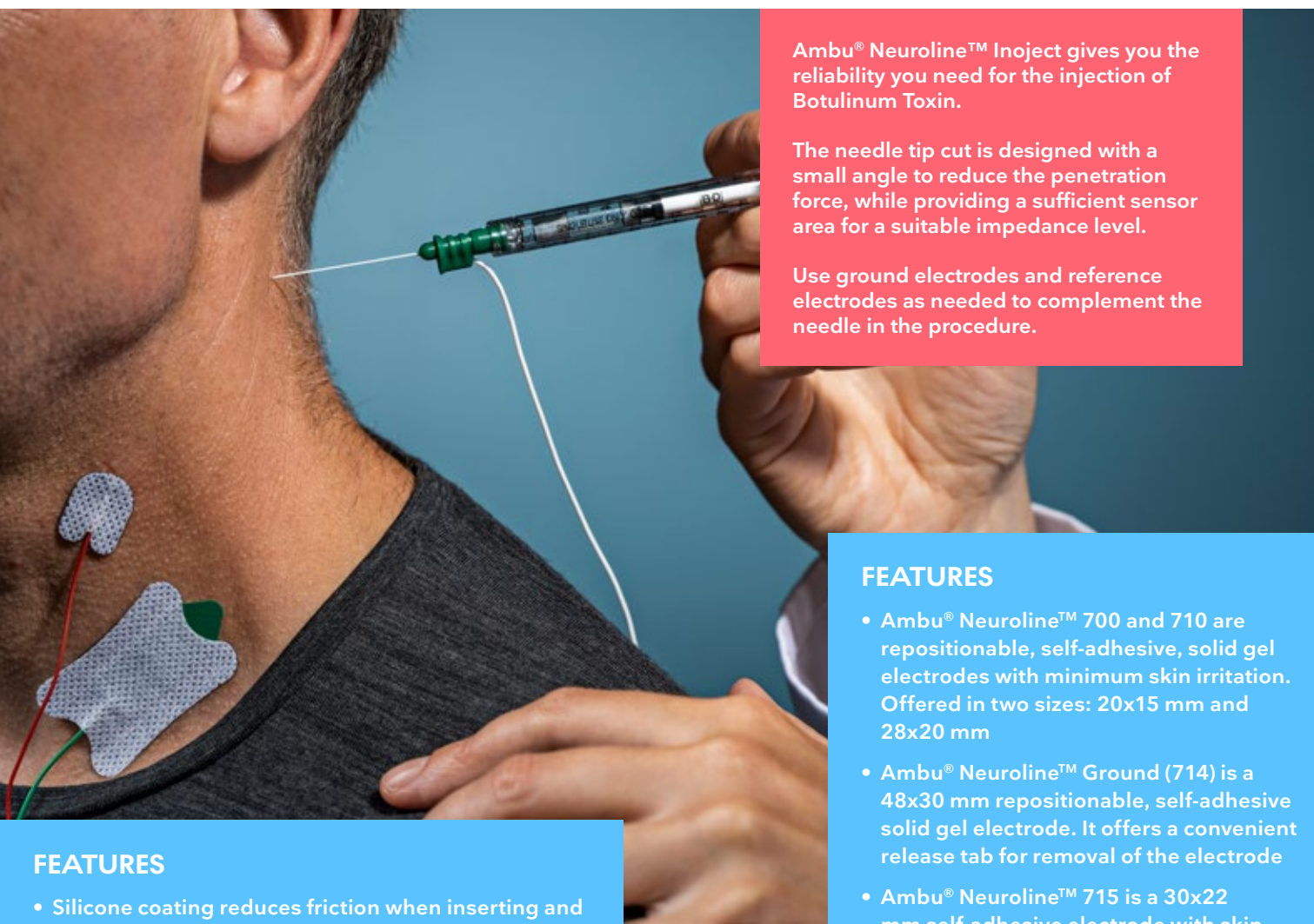
| Ambu® Neuroline™ 710 | Item no. | Lead wire length | | Color configuration | Pcs/box* |
|----------------------|--------------|------------------|------|---------------------|----------|
| | | cm | inch | | |
| | 71001-SC/12 | 10 | 4 | ○ | 240 |
| | 71002-SC/12 | 20 | 8 | ○ | 240 |
| | 71005-K/12 | 50 | 20 | ○ | 240 |
| | 71005-K/C/12 | 50 | 20 | ●●● | 240 |
| | 71010-J/12 | 100 | 40 | ○ | 120 |
| | 71010-K/12 | 100 | 40 | ○ | 120 |
| | 71015-K/12 | 150 | 60 | ○ | 120 |
| | 71015-K/C/12 | 150 | 60 | ●●● | 120 |

| Ambu® Neuroline™ Ground (714) | Item no. | Lead wire length | | Color configuration | Pcs/box* |
|-------------------------------|-----------|------------------|------|---------------------|----------|
| | | cm | inch | | |
| | 71410-M/1 | 100 | 40 | ● | 25 |
| | 71415-M/1 | 150 | 60 | ● | 25 |
| | 71425-M/1 | 250 | 100 | ● | 25 |

| Ambu® Neuroline™ 715 | Item no. | Lead wire length | | Color configuration | Pcs/box* |
|----------------------|--------------|------------------|------|---------------------|----------|
| | | cm | inch | | |
| | 71505-K/C/12 | 50 | 20 | ●●●● | 240 |
| | 71508-K/C/12 | 80 | 32 | ●●●● | 120 |
| | 71512-K/C/12 | 120 | 48 | ●●●● | 120 |
| | 71520-K/C/12 | 200 | 80 | ●●●● | 120 |
| | 71505-M/C/12 | 50 | 20 | ●●●● | 240 |
| | 71512-M/C/12 | 120 | 48 | ●●●● | 120 |

71005-K/C/12 ● Product ● Wire length ● Connector ● Color kit
● Electrodes in pouch

EMG - GUIDED INJECTIONS



Ambu® Neuroline™ Inoject gives you the reliability you need for the injection of Botulinum Toxin.

The needle tip cut is designed with a small angle to reduce the penetration force, while providing a sufficient sensor area for a suitable impedance level.

Use ground electrodes and reference electrodes as needed to complement the needle in the procedure.

FEATURES

- Silicone coating reduces friction when inserting and moving the needle in the target area
- Compatible with a Luer-Lock fitting to provide a secure syringe connection
- Color-coded hub with precision grip to assist the identification of needle size

FEATURES

- Ambu® Neuroline™ 700 and 710 are repositionable, self-adhesive, solid gel electrodes with minimum skin irritation. Offered in two sizes: 20x15 mm and 28x20 mm
- Ambu® Neuroline™ Ground (714) is a 48x30 mm repositionable, self-adhesive solid gel electrode. It offers a convenient release tab for removal of the electrode
- Ambu® Neuroline™ 715 is a 30x22 mm self-adhesive electrode with skin-friendly solid gel. The electrode is repositionable and has a transparent backing for visually guided placement

| Ambu® Neuroline™ Inoject | Item no. | Length | | Diameter | | Lead wire | Color |
|--------------------------|-------------|--------|------|----------|-------|---------------|-------|
| | | mm | inch | mm | gauge | | |
| | 74425-30/10 | 25 | 1 | 0.30 | 30G | * 76 cm (30") | ● |
| | 74430-36/10 | 30 | 1.2 | 0.36 | 28G | * 76 cm (30") | ● |
| | 74435-40/10 | 35 | 1.4 | 0.40 | 27G | * 76 cm (30") | ● |
| | 74438-45/10 | 38 | 1.5 | 0.45 | 26G | * 76 cm (30") | ● |
| | 74450-50/10 | 50 | 2 | 0.50 | 25G | * 76 cm (30") | ● |
| | 74475-55/10 | 75 | 3 | 0.55 | 24G | * 76 cm (30") | ● |

*Pre-attached lead wire

74425-30/10 ● Product ● Needle length ● Needle diameter ● Pcs/box**

| Ambu® Neuroline™ 700 | Item no. | Lead wire length | | Color configuration | Pcs/box* |
|----------------------|--------------|------------------|------|---------------------|----------|
| | | cm | inch | | |
| | 70001-K/12 | 10 | 4 | ○ | 240 |
| | 70001-SC/12 | 10 | 4 | ○ | 240 |
| | 70002-K/12 | 20 | 8 | ○ | 240 |
| | 70002-SC/12 | 20 | 8 | ○ | 240 |
| | 70005-K/12 | 40 | 20 | ○ | 240 |
| | 70010-J/12 | 100 | 40 | ○ | 120 |
| | 70010-K/12 | 100 | 40 | ○ | 120 |
| | 70010-K/C/12 | 100 | 40 | ●●●○ | 120 |
| | 70015-K/12 | 150 | 60 | ○ | 120 |
| | 70015-K/C/12 | 150 | 60 | ●●●○ | 120 |
| | 70020-K/C/4 | 200 | 80 | ●●●○ | 480 |
| | 70002-M/12 | 20 | 8 | ○ | 240 |
| | 70010-M/12 | 100 | 40 | ○ | 120 |
| | 70010-M/C/12 | 100 | 40 | ○ | 120 |
| | 70015-M/12 | 150 | 60 | ○ | 120 |
| | 70015-M/C/12 | 150 | 60 | ●●●○ | 120 |
| | 70020-M/C/4 | 200 | 80 | ●●●○ | 480 |

| Ambu® Neuroline™ 710 | Item no. | Lead wire length | | Color configuration | Pcs/box* |
|----------------------|--------------|------------------|------|---------------------|----------|
| | | cm | inch | | |
| | 71001-SC/12 | 10 | 4 | ○ | 240 |
| | 71002-SC/12 | 20 | 8 | ○ | 240 |
| | 71005-K/12 | 50 | 20 | ○ | 240 |
| | 71005-K/C/12 | 50 | 20 | ●●● | 240 |
| | 71010-J/12 | 100 | 40 | ○ | 120 |
| | 71010-K/12 | 100 | 40 | ○ | 120 |
| | 71015-K/12 | 150 | 60 | ○ | 120 |
| | 71015-K/C/12 | 150 | 60 | ●●● | 120 |

| Ambu® Neuroline™ Ground (714) | Item no. | Lead wire length | | Color configuration | Pcs/box* |
|-------------------------------|-----------|------------------|------|---------------------|----------|
| | | cm | inch | | |
| | 71410-M/1 | 100 | 40 | ● | 25 |
| | 71415-M/1 | 150 | 60 | ● | 25 |
| | 71425-M/1 | 250 | 100 | ● | 25 |

| Ambu® Neuroline™ 715 | Item no. | Lead wire length | | Color configuration | Pcs/box* |
|----------------------|--------------|------------------|------|---------------------|----------|
| | | cm | inch | | |
| | 71505-K/C/12 | 50 | 20 | ●●● | 240 |
| | 71508-K/C/12 | 80 | 32 | ●●● | 120 |
| | 71512-K/C/12 | 120 | 48 | ●●● | 120 |
| | 71520-K/C/12 | 200 | 80 | ●●● | 120 |
| | 71505-M/C/12 | 50 | 20 | ●●● | 240 |
| | 71512-M/C/12 | 120 | 48 | ●●● | 120 |

71005-K/C/12 ● Product ● Wire length ● Connector ● Color kit
● Electrodes in pouch

IOM - INTRAOPERATIVE MONITORING

Ambu® Neuroline™ Subdermal

| Item no. | Needle length | | Needle Diameter | | Lead wire length | | Color configuration |
|--------------|---------------|------|-----------------|-------|-------------------|------|---------------------|
| | mm | inch | mm | gauge | cm | inch | |
| 74512-50/24 | 12 | 0.5 | 0.4 | 27G | 50 | 20 | |
| 74512-100/24 | 12 | 0.5 | 0.4 | 27G | 100 | 40 | |
| 74512-150/24 | 12 | 0.5 | 0.4 | 27G | 150 | 60 | |
| 74512-250/24 | 12 | 0.5 | 0.4 | 27G | 250 | 100 | |
| 74512-50/24 | • Product | | • Needle length | | • Needle diameter | | • Pcs/box* |

Ambu® Neuroline™ Twisted Pair Subdermal

| Item no. | Needle length | | Needle Diameter | | Lead wire length | | Color configuration |
|----------------|---------------|------|-----------------|-------|-------------------|------|---------------------|
| | mm | inch | mm | gauge | cm | inch | |
| 74612-100/1/20 | 12 | 0.5 | 0.4 | 27G | 100 | 40 | |
| 74612-150/1/20 | 12 | 0.5 | 0.4 | 27G | 150 | 60 | |
| 74612-200/1/20 | 12 | 0.5 | 0.4 | 27G | 200 | 80 | |
| 74612-250/1/20 | 12 | 0.5 | 0.4 | 27G | 250 | 100 | |
| 74612-100/2/20 | 12 | 0.5 | 0.4 | 27G | 100 | 40 | |
| 74612-150/2/20 | 12 | 0.5 | 0.4 | 27G | 150 | 60 | |
| 74612-200/2/20 | 12 | 0.5 | 0.4 | 27G | 200 | 80 | |
| 74612-250/2/20 | 12 | 0.5 | 0.4 | 27G | 250 | 100 | |
| 74612-0/20 | • Product | | • Needle length | | • Needle diameter | | • Pcs/box* |

Ambu® Subdermal Corkscrew

| Item no. | Needle length | | Needle Diameter | | Lead wire length | | Color configuration |
|-------------|---------------|------|-----------------|-------|------------------|------|---------------------|
| | mm | inch | mm | gauge | cm | inch | |
| 74715-60/24 | N/A | - | 0.60 | 23G | 120 | 47 | |
| 74720-60/24 | N/A | - | 0.60 | 23G | 200 | 79 | |
| 74725-60/24 | N/A | - | 0.60 | 23G | 250 | 98 | |
| 74512-50/24 | ● Product | | ● Pcs/box* | | | | |

Ambu® Subdermal Twisted Pair Corkscrew

| Item no. | Needle length | | Needle Diameter | | Lead wire length | | Color configuration |
|-------------|---------------|------|-----------------|-------|------------------|------|---------------------|
| | mm | inch | mm | gauge | cm | inch | |
| 74812-60/12 | N/A | | 0.60 | 23G | 120 | 47 | |
| 74820-60/12 | N/A | | 0.60 | 23G | 200 | 79 | |
| 74825-60/12 | N/A | | 0.60 | 23G | 250 | 98 | |
| 74812-60/12 | N/A | | 0.60 | 23G | 250 | 98 | |
| 74812-60/12 | ● Product | | ● Pcs/box* | | | | |

Ambu® Subdermal Hooked Needle

| Item no. | Needle length | | Needle Diameter | | Lead wire length | | Color configuration |
|--------------|---------------|------|-----------------|-------|------------------|------|---------------------|
| | mm | inch | mm | gauge | cm | inch | |
| 74912-120/24 | 12mm | 0.47 | 0.45 | 26G | 120 | 47 | |
| 74912-200/24 | 12mm | 0.47 | 0.45 | 26G | 200 | 79 | |
| 74912-250/24 | 12mm | 0.47 | 0.45 | 26G | 250 | 98 | |
| 74912-120/24 | ● Product | | ● Pcs/box* | | | | |

Ambu® Subdermal Curved Needle


| Item no. | Needle length | | Needle Diameter | | Lead wire length | | Color configuration |
|--------------|---------------|------|-----------------|-------|------------------|------|---------------------|
| | mm | inch | mm | gauge | cm | inch | |
| 75021-150/25 | 21mm | 0.83 | 0.45 | 26G | 150 | 59 | |
| 75021-200/25 | 21mm | 0.83 | 0.45 | 26G | 200 | 79 | |
| 75021-150/25 | ●Product | | ●Pcs/box* | | | | |

Ambu® Probes

| Item no. | Type | Lead wire length | | Color configuration |
|--------------|---------------|------------------|------------|---------------------|
| | | cm | inch | |
| 73605-190/1 | Triple hooked | 190 | 74.8 | |
| 73604-190/1 | Double hooked | 190 | 74.8 | |
| 73603-190/10 | Concentric | 190 | 74.8 | |
| 73602-190/10 | Bipolar | 190 | 74.8 | |
| 73601-190/10 | Monopolar | 190 | 74.8 | |
| 73600-190/10 | Pedicle screw | 190 | 74.8 | |
| 73605-190/10 | • Product | | • Pcs/box* | |

PRODUCT AND APPLICATION OVERVIEW

CONNECTORS AND FITTINGS



| PRODUCT CATEGORY | PRODUCT | EMG | NCS | EMG GUIDED INJECTION | EEG | EP | PSG | IOM | ELECTRODE DESIGN | | | KEY BENEFITS |
|--------------------|--|-----|-----|--|-----|----|------------------|------------------|---|------------------------|--------------------------------|--|
| | | | | | | | | | Size | Sensor | Connector | |
| Cup Electrodes | Ambu® Neuroline™ Cup | | | | x | x | x | | Cup diameter: 10 mm Lead wire length: 100, 150, 200 cm | Silver/Silver chloride | M-connector | Silver/Silver chloride sensor ensures stable signal quality Flexible and color-coded lead wires for easy identification |
| Needle Electrodes | Ambu® Neuroline™ Concentric | x | | | | | | | Length: 25, 25, 30, 38, 50, 75 mm Diameter: 0.3-0.64 mm (30G-23G) Cable length: 100, 200 cm | Silver | Cable 1741/1742 DIN 60130-9 | Needle tip cut designed with a small angle to reduce pain The needle stays sharp after repositioning |
| Needle Electrodes | Ambu® Neuroline™ Monopolar | x | | | | | | | Length: 25, 38, 38, 50, 75 mm Diameter: 0.35-0.50 mm (29G-25G) Cable length: 76 cm | Stainless steel | Cable 1744 K-connector | The needle tip is designed to reduce the penetration force Silicone coating reduces friction |
| Needle Electrodes | Ambu® Neuroline™ Monopolar w. pre-attached lead wire | x | | | | | | | Length: 25, 38 38, 50, 75 mm Diameter: 0.35-0.50 mm (29G-25G) Lead wire length: 76 cm | Stainless steel | K-connector | The needle tip is designed to reduce the penetration force Silicone coating reduces friction |
| Needle Electrodes | Ambu® Neuroline™ Inoject | | | x | | | | | Length: 25, 30, 35, 38, 50, 75 mm Diameter: 0.3-0.55 mm (30G-24G) Lead wire length: 76 cm | Stainless steel | K-connector | The needle tip is designed to reduce the penetration force Silicone coating reduces friction |
| Needle Electrodes | Ambu® Neuroline™ Subdermal | x | | | x | x | | x | Length: 12 mm Diameter: 0.4 mm (27G) Lead wire length: 50, 100, 150, 200 cm | Stainless steel | M-connector | The needle tip is designed to reduce the penetration force Signal quality with stable impedance level |
| Needle Electrodes | Ambu® Neuroline™ Twisted Pair Subdermal | x | | | x | x | | x | Length: 12 mm Diameter: 0.4 mm (27G) Lead wire length: 100, 150, 200, 250 cm | Stainless steel | M-connector | The needle tip is designed to reduce the penetration force Signal quality with stable impedance level |
| Needle Electrodes | Ambu® Subdermal Hooked Needle | x | | | x | x | | x | Lead wire length: 120, 200, 250 cm | Stainless steel | DIN 42802 | Designed to stay better in place during usage |
| Needle Electrodes | Ambu® Subdermal Curved Needle | x | | | x | x | | x | Lead wire length: 150, 200 cm | Stainless steel | DIN 42802 | Designed to stay better in place during usage |
| Needle Electrodes | Ambu® Subdermal Corkscrew | | | | x | x | | x | Diameter: 0.6 mm (23G) Lead wire length: 120, 200, 250 cm | Stainless steel | DIN 42802 | Designed with an ergonomic grip for comfort |
| Needle Electrodes | Ambu® Subdermal Twisted Pair Corkscrew | | | | x | x | | x | Diameter: 0.6 mm (23G) Lead wire length: 120, 200, 250 cm | Stainless steel | DIN 42802 | Designed with an ergonomic grip for comfort |
| Probes | Ambu® Probes | | | | | | | x | Lead wire length: 190 cm 6 types: Pedicule screw: 3 mm ball Monopolar: 2 mm probe tip Bipolar: 2 mm probe tip Concentric: 1 mm probe tip Double hooked: 4 mm probe tips Triple hooked: 4 mm probe tips | Stainless steel | DIN 42802 | Designed for accurate stimulation Handle designed for a comfortable grip |
| Surface Electrodes | Ambu® Neuroline™ 720 | x | x | | | x | x (pre-wired) | x (non-wired) | Wired: 30x22 mm (LxW) Non-wired: 45x22 mm (LxW) | Silver/Silver chloride | M, K, J, SC, S connectors | Self-adhesive with wet gel for an instant and stable signal Strong adhesion ensures the electrode stays in place |
| Surface Electrodes | Ambu® Neuroline™ 700 | | | Neurophysiological examinations of muscles and/or nerves | | | | | 20x15 mm (LxW) | Silver/Silver chloride | M, K, J, SC connectors | Repositionable, self-adhesive, solid gel electrode Flexible, comfortable, soft and breathable backing material |
| Surface Electrodes | Ambu® Neuroline™ 710 | | | Neurophysiological examinations of muscles and/or nerves | | | | | 28x20 mm (LxW) | Silver/Silver chloride | K, J, SC connectors | Repositionable, self-adhesive, solid gel electrode Flexible, comfortable, soft and breathable backing material |
| Surface Electrodes | Ambu® Neuroline™ 715 | | | Neurophysiological examinations of muscles and/or nerves | | | | | 30x22 mm (LxW) | Silver/Silver chloride | M, K connectors | Repositionable, self-adhesive, skin-friendly, solid gel Transparent backing to guide placement on target area |
| Surface Electrodes | Ambu® Neuroline™ Ground (714) | | | Neurophysiological examinations of muscles and/or nerves | | | | | 48x30 mm (LxW) | Silver/Silver chloride | M-connector | Repositionable, self-adhesive, solid gel electrode Flexible, comfortable, soft and breathable backing material |

WE ACKNOWLEDGE OUR ENVIRONMENTAL RESPONSIBILITY

JOIN THE CIRCLE WITH AMBU

Along with our customers, we have embarked on a sustainability journey, which is dynamic and ongoing. We aim to apply the principles of the circular economy to how we design, manufacture and dispose of our medical device solutions. This enables us to continuously seek new ways to minimise waste and recycle and reuse materials.

OVERALL TARGETS



95% of new products released after 2025 to be **PVC-free**



Primary packaging for **high-volume products** made from bioplastics



Recycling offering in **all major markets**

FOCUS AREAS WITHIN PRODUCT AND DESIGN



HEALTHY SUBSTANCES

Refuse harmful substances when choosing materials, to avoid exposure of people and the environment to substances of concern and to enable safe recycling.



CIRCULAR PACKAGING AND LOGISTICS

Rethink packaging and the way we ship our products by designing recyclable packaging and using renewable or recycled packaging materials.



MATERIALS INNOVATION

Rethink the way we enable circulation of low-carbon-footprint materials (bioplastics and chemically recycled content) in our products.



MANUFACTURING CASCADES

Reduce and recirculate materials, energy and water from side streams of our processes to make more from less through cascaded use.



CIRCULAR PRODUCTS DESIGN

Redefine the product structure to enable recycling by design and strive to keep materials at the highest possible value.



SYSTEM INNOVATION

Reconfigure health and waste system through pilots and partnerships to achieve actual take-back and recycling in key regional markets.



As a signatory to the UN Global Compact, Ambu supports its ten principles for human rights, labour rights, the environment and anti-corruption, and we contribute to the UN Sustainable Development Goals (SDGs).

Our main contributions in the area of environment relate to the following four SDGs:



Ambu medical devices inherently contribute to good health and well-being. With this in mind, we continually evaluate the substances used to improve product performance and consider if and how they affect human health and the environment. The completion of the phasing out of harmful phthalates in our products produced since 2019/20 is an example of our long-term efforts in this area.



We contribute to responsible consumption and production by monitoring and reducing our energy and water consumption, minimising waste and focusing on sustainable procurement.



Through our energy efficiency activities and our engagement with the Science Based Targets initiative, we will increase our use of renewable electricity and thereby combat climate change and support affordable and clean energy.



A HISTORY OF BREAKTHROUGH IDEAS

Ambu has been bringing the solutions of the future to life since 1937. Today, millions of patients and healthcare professionals worldwide depend on the efficiency, safety and performance of our single-use endoscopy, anaesthesia, and patient monitoring & diagnostics solutions.

The manifestations of our efforts have ranged from early innovations like the Ambu® Bag™ resuscitator and the Ambu® BlueSensor™ electrodes to our newest landmark solutions like the Ambu® aScope™ - the world's first single-use flexible endoscope. Moreover, we continuously look to the future with a commitment to deliver innovative quality products that have a positive impact on your work.

Headquartered near Copenhagen in Denmark, Ambu employs approximately 4300+ people in Europe, North America and the Asia Pacific.

Rethinking medical solutions; respecting the environment

At Ambu, we aim to create solutions that not only improve healthcare for professionals and their patients, but also have the lowest environmental footprint possible.

We continuously invest in the research and development of technologies and materials that lower the environmental footprint of our products, and by extension, your hospital's environmental impact.

For more information, please visit [ambu.com/neurology](https://www.ambu.com/neurology)

Ambu

Incubator 2
Alconbury Weald
Enterprise Campus
Alconbury Weald
Cambridgeshire
PE28 4XA
Tel 01480 498403
www.ambu.co.uk

PUB-001645 - 2025/05 - V03 - Ambu A/S
Technical data may be modified without further notice.