



PRODUCT CATALOGUE

NEUROLOGY


Ambu 

Ideas that work for life



Ideas that work for life

- RESPIRATORY CARE
- CARDIOLOGY
- NEUROLOGY
- TRAINING
- IMMOBILIZATION



Ambu, a Danish company, develops, produces and markets diagnostic and life-supporting equipment and solutions to hospitals and rescue services. We have five business areas: Respiratory Care, Cardiology, Neurology, Training and Immobilization, in which the most important products are ventilation products for artificial respiration and single-use electrodes for ECG tests and neurophysiological mappings.

Approx. 98% of the Group's products is sold on export markets through Ambu's foreign sales companies and our distributors.

The total number of employees is 1200 of whom 300 work in Denmark and 900 in countries outside Denmark.

Index

Products recommended for applications 4-6

Product Portfolio

EMG Needle Electrodes 7-11

Ambu Neuroline Concentric Needle	7
Ambu Neuroline Monopolar Needle	8
Ambu Neuroline Inoject Needle	9
Ambu Neuroline Subdermal Needle	10
Ambu Neuroline Twisted Pair Subdermal Needle	11

Surface Electrodes 12-17

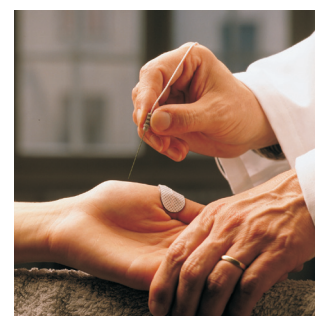
Ambu Neuroline Cup Electrode	12
Ambu Neuroline 700/710 Solid Gel Electrode	13
Ambu Neuroline 715 Solid Gel Electrode	14
Ambu Neuroline 720 Wet Gel Electrode	15
Ambu Neuroline 721 Wet Gel Electrode	16
Ambu Neuroline Ground Electrode	17

Ordering Information Needle Electrodes 18-19

Ordering Information Surface Electrodes 20-21

Accessories 22

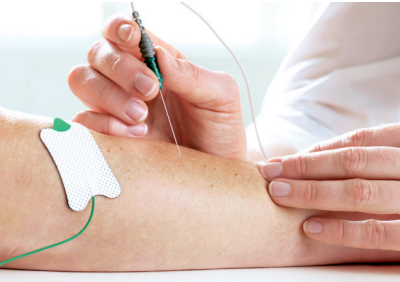
Connectors 22



How to use this catalogue

This catalogue is divided into two sections: The first section recommends certain Ambu products designed for particular examinations and studies. The second section lists all of our Ambu Neuroline products along with product codes and a more detailed description of the product.

Products recommended for applications



Concentric Needle Electromyography (EMG)

CONCENTRIC NEEDLE



(REF PAGE 7)
Ambu Neuroline Concentric needles for single-patient use have been carefully manufactured to give you the greatest possible confidence and reliability.

GROUND ELECTRODE



(REF PAGE 17)
The unique design of the disposable Ambu Neuroline Ground Electrode ensures optimum performance and greater convenience throughout the examination.



Monopolar Electromyography (EMG)

MONOPOLAR



(REF PAGE 8)
The Ambu Neuroline Monopolar promises to deliver excellent control and flexibility with every use.

GROUND ELECTRODE



(REF PAGE 17)
The unique design of the Ambu Neuroline Ground Electrode ensures optimum performance and greater convenience throughout the examination.

SOLID GEL ELECTRODES



(REF PAGE 13)
Specially developed to meet the growing demands for increased efficiency and patient comfort.




Guided Injection Electromyography (EMG)

INOJECT



(REF PAGE 9)
The Ambu Neuroline Inoject needles for single-patient use, have been designed to give you the confidence and reliability you need when injecting Botulinum Toxin.

GROUND ELECTRODE



(REF PAGE 17)
The unique design of the Ambu Neuroline Ground Electrode ensures optimum performance and greater convenience throughout the examination.

SOLID GEL ELECTRODES



(REF PAGE 13)
Specially developed to meet the growing demands for increased efficiency and patient comfort.

Nerve Conduction Studies (NCS)

715 SOLID GEL ELECTRODE



(REF PAGE 12)

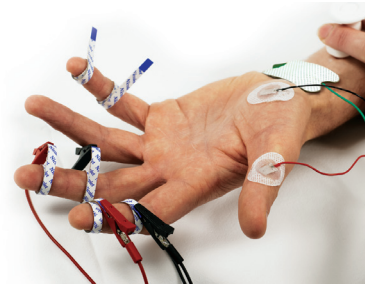
The Ambu Neuroline 715, the easy and effective way to record muscle activity.

GROUND ELECTRODE



(REF PAGE 17)

The unique design of the Ambu Neuroline Ground Electrode ensures optimum performance and greater convenience throughout the examination.



Cup Electrode Electroencephalography (EEG)

CUP ELECTRODE



(REF PAGE 12)

With the Ambu Neuroline single-patient cup electrode, you're assured of 100% uniform signal quality 100% of the time.

SUBDERMAL NEEDLE



(REF PAGE 10)

The Ambu Neuroline Subdermal Needle guarantees accurate and reliable signals each time, every time.



Sleep Studies (PSG)

CUP ELECTRODE



(REF PAGE 12)

With the Ambu Neuroline single-patient cup electrode, you're assured of 100% uniform signal quality 100% of the time.

WET GEL SURFACE ELECTRODES



(REF PAGE 15)

For instant and accurate signals, combined with reliable adhesion.





Evoked Potentials (EP)

SOLID GEL ELECTRODE



(REF PAGE 13)

Specially developed to meet the growing demands for increased efficiency and patient comfort.

CUP ELECTRODE



(REF PAGE 12)

With the Ambu Neuroline cup electrode, you're assured of 100% uniform signal quality 100% of the time.

GROUND ELECTRODE



(REF PAGE 17)

The unique design of the Ambu Neuroline Ground Electrode ensures optimum performance and greater convenience throughout the examination.



Intra-Operative Monitoring (IOM)

SUBDERMAL NEEDLE



(REF PAGE 10)

The Subdermal Needle Electrodes guarantee accurate and reliable signals each time, every time.

GROUND ELECTRODE



(REF PAGE 17)

The unique design of the Ambu Neuroline Ground Electrode ensures optimum performance and greater convenience throughout the examination.

CUP ELECTRODE



(REF PAGE 12)

With the Ambu Neuroline single-patient cup electrode, you're assured of 100% uniform signal quality 100% of the time.

WET GEL SURFACE ELECTRODE



(REF PAGE 15)

For instant and accurate signals, combined with reliable adhesion.

Ambu[®] Neuroline Concentric

Single-patient EMG Needle



Ambu Neuroline Concentric needles, for single-patient use, have been carefully manufactured to give you the greatest possible confidence and reliability.

SUITABLE APPLICATION

Electromyography (EMG)


FEATURES

- Ambu's superior robotic production, including a unique control system, ensures that each and every concentric needle features uniformly high quality
- Precision centring of the inner silver core for recordings that are both accurate and reliable
- The needles are outstandingly sharp for smooth skin penetration and thus reduce patient discomfort

- Reduced friction due to smooth surface of the cannula
- The cannula is made from stainless steel that provides the optimum balance between strength and flexibility
- Ambu Neuroline Concentric needles feature a colour-coded hub with a tactile index mark to indicate the recording position of the bevel
- The hub is ribbed and slightly contoured, so that it can be firmly, yet comfortably, held between the thumb and index finger
- All Ambu Neuroline Concentric needles have been sterilised by E-beam and are individually peel-packed to ensure safety
- Orientation-free connection to Ambu Neuroline Concentric cables, for ease of use
- Conveniently packaged in individual pouches, 25 pouches per box

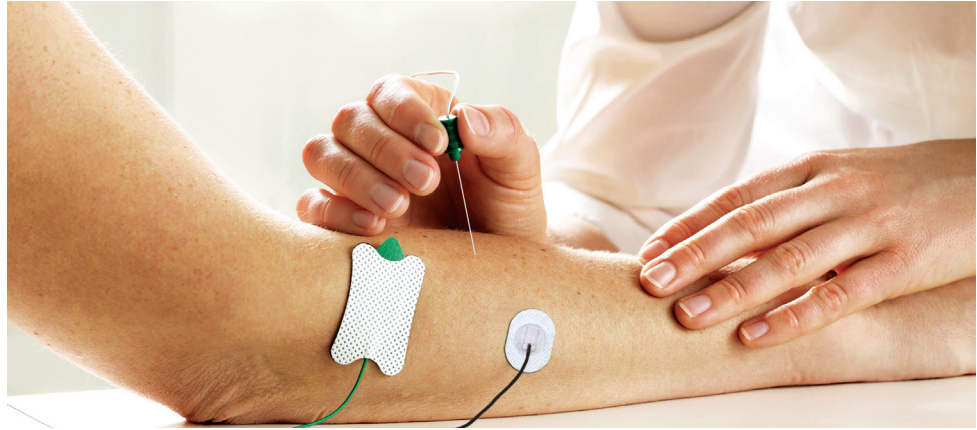
ORDERING INFORMATION

ITEM NO.	LENGTH	CALIBER	RECORDING AREA	HUB COLOUR	CONNECTOR
740 25-30/25	25 mm	0,30 (30G)	0,02 mm ²	Light grey	5 pin 240° DIN
740 25-45/25	25 mm	0,45 (26G)	0,07 mm ²	Grey	5 pin 240° DIN
740 30-35/25	30 mm	0,35 (28G)	0,02 mm ²	Purple	5 pin 240° DIN
740 38-45/25	38 mm	0,45 (26G)	0,07 mm ²	Green	5 pin 240° DIN
740 50-45/25	50 mm	0,45 (26G)	0,07 mm ²	Yellow	5 pin 240° DIN
740 75-65/25	75 mm	0,65 (23G)	0,07 mm ²	Red	5 pin 240° DIN



NEW

Ambu[®] Neuroline Monopolar Single-patient EMG Needle Electrode



The Ambu Neuroline Monopolar promises to deliver excellent control and flexibility with every use.

SUITABLE APPLICATION

Electromyography (EMG)

FEATURES

- The tip is superior in its sharpness for low penetration resistance
- The needles have an ultra-smooth coating, which reduces friction when inserting the needle and

significantly minimises patient discomfort when working in the target area

- Made of stainless steel and carefully manufactured to ensure the optimum combination of strength and flexibility
- The ribbed and ergonomically shaped hub design allows for easy and secure handling
- Choice of five convenient sizes - all colour-coded
- Available with or without a 76 cm (30") pre-attached lead wire

ORDERING INFORMATION

NEEDLES WITHOUT LEAD WIRES

ITEM NO.	LENGTH	CALIBER	HUB COLOUR	CONNECTOR
742 25-36/40	25 mm	0.36 (28G)	■ Grey	1.5 (DIN 42 802)
742 38-36/40	38 mm	0.36 (28G)	■ Light green	1.5 (DIN 42 802)
742 38-45/40	38 mm	0.45 (26G)	■ Green	1.5 (DIN 42 802)
742 50-45/40	50 mm	0.45 (26G)	■ Yellow	1.5 (DIN 42 802)
742 75-50/40	75 mm	0.50 (25G)	■ Red	1.5 (DIN 42 802)

NEEDLES WITH LEAD WIRES

ITEM NO.	LENGTH	CALIBER	HUB COLOUR	CONNECTOR
743 25-36/40	25 mm	0.36 (28G)	■ Grey	1.5 (DIN 42 802)
743 38-36/40	38 mm	0.36 (28G)	■ Light green	1.5 (DIN 42 802)
743 38-45/40	38 mm	0.45 (26G)	■ Green	1.5 (DIN 42 802)
743 50-45/40	50 mm	0.45 (26G)	■ Yellow	1.5 (DIN 42 802)
743 75-50/40	75 mm	0.50 (25G)	■ Red	1.5 (DIN 42 802)

Please see page 22 for cables

Ambu[®] Neuroline Inoject

Single-patient EMG Needle



The Ambu Neuroline Inoject needles for single-patient use have been designed to give you the confidence and reliability you need when injecting Botulinum Toxin.

SUITABLE APPLICATIONS

Electromyography (EMG)
Botulinum Toxin Injection

FEATURES

- Carefully manufactured to give you the ultimate combination of strength and flexibility

- Ergonomic hub with an index mark for improved control
- Made from stainless steel with an ultra-smooth coating to minimise friction
- The tip of the needle is sharpened with precision to a back-cut, bevel shape to significantly increase patient comfort
- The needle hub has a secure Luer-Lock fitting to provide a secure connection to the syringe
- The needles feature a pre-attached lead wire with a touchproof safety connector
- Conveniently packaged in individual pouches, 10 pouches per box



ORDERING INFORMATION

ITEM NO.	LENGTH	CALIBER	HUB COLOUR	CONNECTOR
744 25-30/10	25 mm	0,30 (30G)	■ Grey	1.5 (DIN 42 802)
744 30-36/10	30 mm	0,36 (28G)	■ Purple	1.5 (DIN 42 802)
744 35-40/10	35 mm	0,40 (27G)	■ Blue	1.5 (DIN 42 802)
744 38-45/10	38 mm	0,45 (26G)	■ Green	1.5 (DIN 42 802)
744 50-50/10	50 mm	0,50 (25G)	■ Yellow	1.5 (DIN 42 802)
744 75-55/10	75 mm	0,55 (24G)	■ Red	1.5 (DIN 42 802)

Ambu[®] Neuroline Subdermal Single-patient EEG needle



The Ambu Neuroline Subdermal Needle Electrodes guarantee accurate and reliable signals each time, every time.

SUITABLE APPLICATIONS

Evoked Potentials (EP)
Intra-Operative Monitoring (IOM)
Electroencephalography (EEG)

FEATURES

- The needles have been optimised to provide an easy and secure recording when placed directly in the scalp
- The Ambu Neuroline subdermal needles are

made of solid stainless steel and have been carefully manufactured to provide the ultimate combination of strength and flexibility

- The tip of the needle is manufactured with precision to an ultra-sharp lancet cut for smooth skin penetration
- The subdermal needles also have a low noise and impedance level ensuring a clear and reliable signal
- The subdermal needles are available with a pre-attached colour-coded lead wire
- A shrink-tube ensures a stable, high quality connection between the cannula and lead wire
- One electrode in a pouch/24 pouches in a box

ORDERING INFORMATION

ITEM NO.	LEAD WIRE LENGTH	NEEDLE LENGTH	CALIBER MM (GAUGE)	COLOUR	CONNECTOR
745 12-50/24	50 cm	12 mm	0.40 (27G)	■ ■ ■ ■ ■	M (1.5 mm TP)
745 12-100/24	100 cm	12 mm	0.40 (27G)	■ ■ ■ ■ ■	M (1.5 mm TP)
745 12-150/24	150 cm	12 mm	0.40 (27G)	■ ■ ■ ■ ■	M (1.5 mm TP)
745 12-250/24	250 cm	12 mm	0.40 (27G)	■ ■ ■ ■ ■	M (1.5 mm TP)

Ambu® Neuroline Twisted Pair Subdermal Single-patient EEG needle



The Ambu Neuroline Subdermal Needle Electrodes guarantee accurate and reliable signals each time, every time.

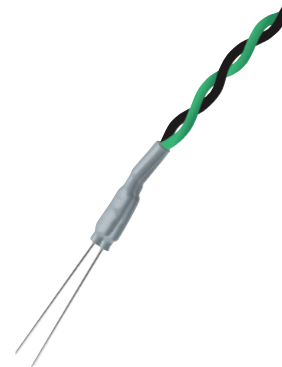
SUITABLE APPLICATIONS

Evoked Potentials (EP)
Intra-Operative Monitoring (IOM)

FEATURES

- The needles have been optimised to provide an easy and secure recording when placed directly in the scalp

- The Ambu Neuroline subdermal needles are made of solid stainless steel and have been carefully manufactured to provide the ultimate combination of strength and flexibility
- The tip of the needle is manufactured with precision to an ultra-sharp lancet cut for smooth skin penetration
- The subdermal needles also have a low noise and impedance level giving a clear and reliable signal
- The subdermal needles are available with a pre-attached colour-coded lead wire
- A shrink-tube ensures a stable, high quality connection between the cannula and lead wire



ORDERING INFORMATION

ITEM NO.	LEAD WIRE LENGTH	NEEDLE LENGTH	CALIBER	COLOUR	CONNECTOR
746 12-100/25	100 cm	12 mm	0.40 (27G)	*	M (1.5 mm TP)
746 12-150/25	150 cm	12 mm	0.40 (27G)	*	M (1.5 mm TP)
746 12-200/25	200 cm	12 mm	0.40 (27G)	*	M (1.5 mm TP)
746 12-250/25	250 cm	12 mm	0.40 (27G)	*	M (1.5 mm TP)

* Each box consists of 5 pieces in each of the colours:



Ambu® Neuroline Cup Electrode

Single-patient use EEG/EP cup electrode



With the Ambu Neuroline single-patient cup electrode, you're assured of 100% uniform signal quality 100% of the time.

SUITABLE APPLICATIONS

Electroencephalography (EEG)
 Evoked Potentials (EP)
 Polysomnography (PSG)

FEATURES

- Superior silver/silver chloride sensor ensures a stable signal
- Each cup electrode has an intact silver/silver chloride layer that has not been scratched from previous use and has not been exposed to light degradation, ensuring a clear signal

- Incorporates pre-attached, tangle-free lead wires to eliminate signal artefact (due to worn connectors) and to ensure the best possible signal
- Colour-coded lead wire allows easy tracing
- Fixation ridges on the dome allow for a firmer grip and for the electrodes to be twisted into position, saving the user time
- Single-patient use means there is no risk of cross-contamination, giving peace of mind and the patient the best care possible
- 2 mm hole in the centre of the cup allows gel to escape during positioning and permits blunt needle insertion
- Can be used with all popular gels, pastes and adhesives

ORDERING INFORMATION

ITEM NO.	LEAD WIRE LENGTH	COLOURS	CONNECTOR
726 10-M/10	100 cm	10 different	M (1.5 mm TP)
726 15-M/10	150 cm	10 different	M (1.5 mm TP)
726 20-M/10	200 cm	10 different	M (1.5 mm TP)

Please see page 22 for illustrations of the connectors

Ambu® Neuroline Surface Electrode

700/710 Solid Gel Electrode



Specially developed to meet the growing needs of increased efficiency and patient comfort.

SUITABLE APPLICATIONS

Nerve conduction studies (NCS)
 Surface Electromyography (EMG)
 Sleep studies Urodynamics (PSG)
 Electronystagmography (ENG)
 Electro-Oculography (EOG)
 Evoked potentials (EP)

FEATURES

- Easy to reposition with no gel residue
- Exceptionally soft and flexible for patient comfort
- Silver/silver chloride sensor for optimum signal
- 'Duck-foot' design minimises movement artefact
- Lead length available from 10 cm to 150 cm to suit a wide range of applications
- Available in two sizes:
 - 700: 15 mm x 20 mm, measuring area: 263 mm²
 - 710: 20 mm x 28 mm, measuring area: 490 mm²
- Conveniently packaged with 12 electrodes/pouch



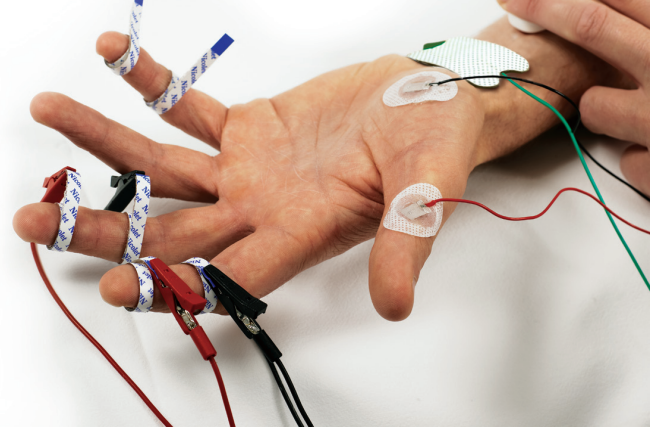
ORDERING INFORMATION

ITEM NO.	LEAD WIRE LENGTH	COLOUR	CONNECTOR
700 01-K/12	10	□	K
700 01-SC/12	10	□	SC
700 02-K/12	20	□	K
700 02-SC/12	20	□	SC
700 05-J/12	50	□	J
700 05-K/12	50	□	K
700 08-K/12	80	□	K
700 10-J/12	100	□	J
700 10-K/12	100	□	K
700 10-K/C/12	100	■ ■ ■ □	K
700 15-J/12	150	□	J
700 15-K/12	150	□	K
700 15-K/C/12	150	■ ■ ■ □	K
700 20-K/C/4	200	■ ■ ■ □	K
710 01-K/12	10	□	K
710 01-SC/12	10	□	SC
710 02-SC/12	20	□	SC
710 05-K/12	50	□	K
710 05-K/C/12	50	■ ■ ■	K
710 10-J/12	100	□	J
710 10-K/12	100	□	K
710 10-K/C/12	100	■ ■ ■	K
710 15-K/12	150	□	K
710 20-K/C/3	200	■ ■ ■	K

Please see page 22 for illustrations of the connectors

Ambu® Neuroline Surface Electrode

715 Solid Gel Electrode




The Ambu Neuroline 715 is an easy and effective way to record muscle activity.

SUITABLE APPLICATIONS

Nerve conduction studies (NCS)
 Evoked potentials (EP)
 Surface Electromyography (EMG)
 Electronystagmography (ENG)
 Electrooculography (EOG)
 Polysomnography (PSG)

FEATURES

- High quality silver/silver chloride sensor gives optimal signal quality
- Strong, yet skin-friendly solid gel enables you to repositioning the electrode
- Transparent sensor area allows precise sensor placement over the target area
- Available with colour-coded lead wires for easy identification in a green/red/black combination and offered with either 50, 80 or 120 cm lead wire length
- The lead wires are wound so they do not tangle
- Conveniently packaged with 12 electrodes/pouch



ORDERING INFORMATION

ITEM NO.	LEAD WIRE LENGTH	COLOUR	CONNECTOR
715 05-K/C/12	50	■ ■ ■	K
715 08-K/C/12	80	■ ■ ■	K
715 12-K/C/12	120	■ ■ ■	K
715 20-K/C/12	200	■ ■ ■	K

Please see page 22 for illustrations of the connectors

Ambu® Neuroline Surface Electrode

720 Wet Gel Electrode



For instant and accurate signals, combined with reliable adhesion.

SUITABLE APPLICATIONS

Surface Electromyography (EMG)
Nerve Conduction Studies (NCS)
Electrooculography (EOG)
Electronystagmography (ENG)
Evoked Potentials (EP)
Polysomnography (PSG)
Brainstem Auditory Evoked Potential (BAEP)

FEATURES

- Wet gel allows for optimum skin contact
- Strong, yet skin-friendly adhesion, ensures the electrode stays in place for the entire examination, even if the patient is sweating
- The small size of the 720 makes it easy to place accurately on the facial area of either adults or children
- Available with either offset connector or a variety of lead wire lengths to suit various equipment
- Silver/silver chloride sensor ensures traces are as stable as possible



ORDERING INFORMATION

ITEM NO.	LEAD WIRE LENGTH	COLOUR	CONNECTOR
720 01-K/12	10	□	K
720 01-SC/12	10	□	SC
720 10-J/10	100	□	J
720 10-K/10	100	□	K
720 10-K/C/12	100	■ ■ ■ □	K
720 15-J/10	150	□	J
720 15-K/10	150	□	K
720 15-K/C/12	150	■ ■ ■ □	K
720 20-K/C/12	200	■ ■ ■ □	K
720 00-S/25	-	-	S

Please see page 22 for illustrations of the connectors

Ambu® Neuroline Surface Electrode

721 Wet Gel Electrode



Ambu Neuroline 721 is a self-adhesive electrode featuring a highly conductive wet gel for an instant signal. The strong yet skin-friendly adhesive makes the electrode ideal for sleep registration, as the electrode stays in place during the entire examination, even if the patient sweats. Ambu Neuroline 721 is an excellent offset press-stud electrode for the facial area.

KEY FEATURES

- Wet gel provides the lowest impedance for best signal quality
- Strong skin-friendly adhesive
- Medium size
- Foam backing for easy placement
- Offset press stud connection

SUITABLE APPLICATIONS

Surface Electromyography (EMG)
Nerve Conduction Studies (NCS)
Polysomnography (PSG)
Brainstem Auditory Evoked Potentials (BAEP)

ORDERING INFORMATION

ITEM NO.	CONNECTOR
721 00-S/25	S

Please see page 22 for illustrations of the connector

Ambu® Neuroline Ground Electrode

Ambu Neuroline Ground Electrode



The unique design of the Ambu Neuroline Ground Electrode ensures optimum performance and greater convenience throughout the examination.


SUITABLE APPLICATIONS

Nerve conduction studies (NCS)
 Evoked potentials (EP)
 Electronystagmography (ENG)
 Electromyography (EMG)
 Electrooculography (EOG)
 Brainstem Auditory Evoked Potentials (BAEP)
 Electroretinography

FEATURES

- The unique design of the Ambu Neuroline Ground Electrode ensures optimum performance and greater convenience throughout the examination

- The concave sides ensure that the electrode easily conforms to the contours of the body
- The surface area provides the ideal balance between adhesion and size
- The innovative 'duck-foot' concept prevents the corners of the electrode from peeling off as they do in conventional ground electrodes
- The convenient green tab makes it easy to grasp the Ambu Neuroline Ground Electrode, which means it can be repositioned throughout the examination, which saves both time and money
- Single-patient use means there is no risk of cross-contamination, giving peace of mind and the patient the best care possible
- Packaged in individual pouches, 25 pouches in a box



ORDERING INFORMATION





ITEM NO.	LEAD WIRE LENGTH	COLOUR	CONNECTOR
714 10-M/1	100	■	M (1.5 mm)
714 15-M/1	150	■	M (1.5 mm)

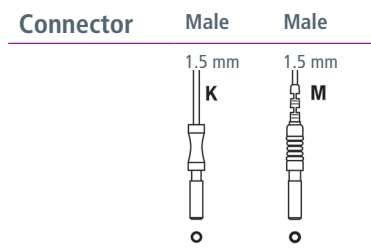




Please see page 22 for illustrations of the connector

Ordering Information - Needle Electrodes

Ex: Item No. **740 25-30/25**

Electrode type Needle length Calibre Needles pr. box

NEEDLE ELECTRODES		LENGTH		CALIBRE		SHELF LIFE	PACKAGING		
Type	Item No.	mm	inch	mm	gauge no.	in months	Peel pouch	Box	Carton
Ambu® Neuroline Concentric									
	740 25-30/25	25	1"	0.30	30G	36	1	25	400
	740 25-45/25	25	1"	0.45	26G	36	1	25	400
	740 30-35/25	30	1.2"	0.35	28G	36	1	25	400
	740 38-45/25	38	1.5"	0.45	26G	36	1	25	400
	740 50-45/25	50	2"	0.45	26G	36	1	25	400
	740 75-65/25	75	3"	0.65	23G	36	1	25	400
Ambu® Neuroline Monopolar									
	742 25-36/40	25	1"	0.36	28G	36	1	40	320
	742 38-36/40	38	1.5"	0.36	28G	36	1	40	320
	742 38-45/40	38	1.5"	0.45	26G	36	1	40	320
	742 50-45/40	50	2"	0.45	26G	36	1	40	320
	742 75-50/40	75	3"	0.50	25G	36	1	40	320
Ambu® Neuroline Monopolar									
	743 25-36/40	25	1"	0.36	28G	36	1	40	320
	743 38-36/40	38	1.5"	0.36	28G	36	1	40	320
	743 38-45/40	38	1.5"	0.45	26G	36	1	40	320
	743 50-45/40	50	2"	0.45	26G	36	1	40	320
	743 75-50/40	75	3"	0.50	25G	36	1	40	320
Pre-attached lead wire: 76 cm (30")									
Ambu® Neuroline Inject									
	744 25-30/10	25	1"	0.30	30G	60	1	10	160
	744 30-36/10	30	1.2"	0.36	28G	60	1	10	160
	744 35-40/10	35	1.4"	0.40	27G	60	1	10	160
	744 38-45/10	38	1.5"	0.45	26G	60	1	10	160
	744 50-50/10	50	2"	0.50	25G	60	1	10	160
	744 75-55/10	75	3"	0.55	24G	60	1	10	160
Pre-attached lead wire: 76 cm (30")									



Ordering Information - Surface Electrodes

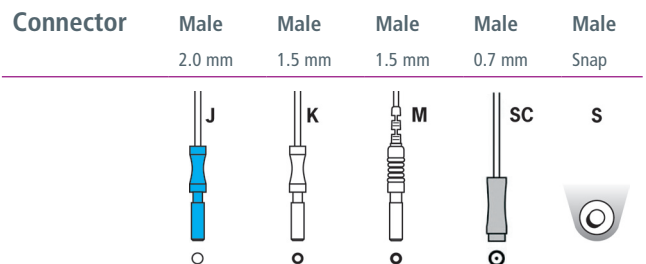

Ex: Item No. **700 10 -K /12**

Electrode type Lead length Connector Number of electrodes in a pouch

SURFACE ELECTRODES		LEAD WIRE LENGTH		COLOUR	SHELF LIFE IN MONTHS		PACKAGING		
Type	Item No.	cm	inch		(unopened/open pouches)		Pouch	Box	Carton
Ambu® Neuroline 700 Solid Gel									
	700 02-K/12	2	0.8"	□	18	1	12	240	1920
	700 01-K/12	10	4"	□	18	1	12	240	1920
	700 01-SC/12	10	4"	□	18	1	12	240	1920
	700 02-K/12	20	8"	□	18	1	12	240	1920
	700 02-SC/12	20	8"	□	18	1	12	240	1920
	700 05-J/12	50	20"	□	18	1	12	240	1920
	700 05-K/12	50	20"	□	18	1	12	240	1920
	700 08-K/12	80	32"	□	18	1	12	120	960
	700 10-J/12	100	40"	□	18	1	12	120	960
	700 10-K/12	100	40"	□	18	1	12	120	960
	700 10-K/C/12	100	40"	■ ■ ■ □	18	1	12	120	960
	700 15-J/12	150	60"	□	18	1	12	120	960
	700 15-K/12	150	60"	□	18	1	12	120	960
	700 15-K/C/12	150	60"	■ ■ ■ □	18	1	12	120	960
	700 20-K/C/4	200	80"	■ ■ ■ □	18	1	4	480	960

















Ambu® Neuroline 710 Solid Gel									
	710 01-K/12	10	4"	□	18	1	12	240	1920
	710 01-SC/12	10	4"	□	18	1	12	240	1920
	710 02-SC/12	20	8"	□	18	1	12	240	1920
	710 05-K/12	50	20"	□	18	1	12	240	1920
	710 05-K/C/12	50	20"	■ ■ ■ □	18	1	12	240	1920
	710 10-J/12	100	40"	□	18	1	12	120	960
	710 10-K/12	100	40"	□	18	1	12	120	960
	710 10-K/C/12	100	40"	■ ■ ■ □	18	1	12	120	960
	710 15-K/12	150	60"	□	18	1	12	120	960
	710 15-K/C/12	150	60"	■ ■ ■ □	18	1	12	120	960
	710 20-K/C/3	200	80"	■ ■ ■ □	18	1	3	360	720



Ex: Item No. 72001-K /C

Electrode type Lead length Connector Coloured lead

SURFACE ELECTRODES		LEAD WIRE LENGTH		COLOUR	SHELF LIFE IN MONTHS		PACKAGING			
Type	Item No.	cm	inch		(unopened/open pouches)		Pouch	Box	Carton	
Ambu® Neuroline Ground Solid Gel										
	714 10-M/1	100	40"	■	18	-	1	25	200	
	714 15-M/1	150	60"	■	18	-	1	25	200	
Ambu® Neuroline 715 Solid Gel										
	715 05-K/C/12	50	20"	■ ■ ■	24	1	12	240	1920	
	715 08-K/C/12	80	32"	■ ■ ■	24	1	12	120	960	
	715 12-K/C/12	120	48"	■ ■ ■	24	1	12	120	960	
	715 20-K/C/12	200	79"	■ ■ ■	24	1	12	120	960	
Ambu® Neuroline 720 Wet Gel										
	720 01-K/12	10	4"	□	12	1	12	240	1920	
	720 01-SC/12	10	4"	□	12	1	12	240	1920	
	720 10-J/10	100	40"	□	12	1	10	420	840	
	720 10-K/10	100	40"	□	12	1	10	420	840	
	720 10-K/C/12	100	40"	■ ■ ■ □	12	1	12	240	1920	
	720 15-J/10	150	60"	□	12	1	10	420	840	
	720 15-K/10	150	60"	□	12	1	10	420	840	
	720 15-K/C/12	150	60"	■ ■ ■ □	12	1	12	240	1920	
720 20-K/C/12	200	80"	■ ■ ■ □	12	1	12	240	1920		
Ambu® Neuroline 720-00-S Wet Gel										
	720 00-S/25				24	1	25	1000	2000	
Ambu® Neuroline 721 Wet Gel										
	721 00-S/25				15	1	25	1000	2000	
Ambu® Neuroline 725 Non Gelled										
	725 01-K/12	10	4"	□	24	24	12	240	1920	
	725 01-SC/12	10	4"	□	24	24	12	240	1920	
Ambu® Neuroline Cup										
	726 10-M/10	100	40"	10 different	24	1	10	460	920	
	726 15-M/10	150	60"	10 different	24	1	10	460	920	
	726 20-M/10	200	80"	10 different	24	1	10	460	920	

Accessories

Cables for Ambu Neuroline Concentric EMG Needle Electrodes



The reusable needle cable has a 'no orientation' connection to the needle and a 5 pin 2700 DIN connector for equipment. The cable is a strong, yet flexible, shielded wire for superior signal quality,

low cable memory, high durability and greater ease of use. Cables are available in lengths of 40" (1 m) and 80" (2 m) and fit most EMG equipment.

ORDERING INFORMATION

ITEM NO.	LENGTH	TYPE
1741	100	DIN cable fits most EMG equipment
1742	200	DIN cable fits most EMG equipment

Cables for Ambu Neuroline Monopolar EMG Needle Electrodes



The reusable Ambu Neuroline Monopolar cable has an orientation-free connection to the needle and fits most

EMG equipment. The cable is shielded and made of strong flexible wire.

ORDERING INFORMATION

ITEM NO.	LENGTH	CONNECTOR
1744	76	1.5 (DIN 42 802)
1747	100	1.5 (DIN 42 802)

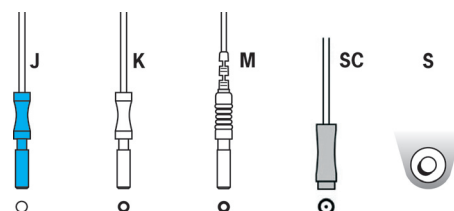
Neuroline Extension Cable

ORDERING INFORMATION

ITEM NO.	DESCRIPTION	PACK SIZE
1772	1 m interface lead wire (touchproof 1.5 mm male to touchproof 1.5 mm female)	3

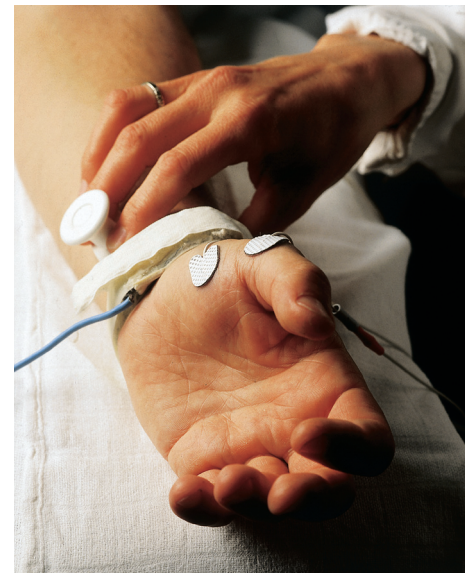
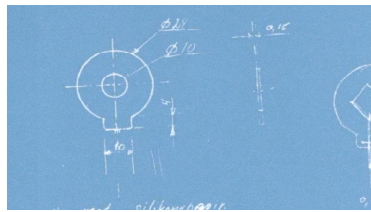
Connectors

Our surface electrodes come with a choice of connectors in order to match your equipment. Please check the availability of each connector within the specific electrode ordering tables.



2.0 mm 1.5 mm 1.5 mm 0.7 mm Snap

History of Ambu



In 1971 Jan Rasmussen, a young enthusiastic Danish engineer, recognized a huge market for single use, disposable electrodes and created a unique design for electrodes to be used in cardiology.

By 1971, in the basement of his home, he was constructing the electrodes, which became the now world famous Ambu Blue Sensor ECG electrodes.

Ten years ago Ambu (then called Medicotest) used our knowledge of the electrode market to launch a range of innovative, high quality, single-patient use electrodes for the Neurology market.

By combining our knowledge of manufacturing, materials and applications we have built the Ambu

Neuroline product range and improved the features of current products. This means our products can exceed today's demands for increased efficiency and patient comfort during neurological examinations.

All Ambu Neuroline electrodes have been designed in close co-operation with physicians and technicians so that we can provide our customers with the optimal electrode solution.

Ambu is head-quartered in Denmark with subsidiaries all over the world.

Ambu business areas

- Airway Management
- Patient Monitoring & Diagnostics
- Emergency Care

Ambu A/S

Baltorpbakken 13
DK-2750 Ballerup
Denmark
T +45 72 25 20 00
F +45 72 25 20 50
www.ambu.com